

GOVERNMENT OF MANIPUR
DIRECTORATE OF EDUCATION [SCHOOLS]

.....

OFFICE MEMORANDUM

Imphal, the 29th February, 2020


Subject:- Sub-allocation of cooking cost and honorarium to cooks for 1st, 2nd, and 3rd Quarter 2019-20 under MDM scheme.

No. 8/9-34/2019-DE(S): In furtherance to previous Office memorandum no. 8/9/2-2/15-DE(S) dated 21st June 2019 with regard to implementation of Mid-Day Meal Scheme, an amount of Rs. 17,45,56,174/- (Rupees seventeen crore forty-five lakh fifty-six thousand one hundred seventy-four) is sub-allocated to meet the expenditure incurred towards the implementation of Mid Day Meal scheme in all schools under the various Zonal Education Officers / Chief Executive Officers / Deputy Inspectors of Schools respectively during the 1st, 2nd and 3rd quarter 2019-20 as detailed in the ANNEXURE- A (1st Quarter i.e. without segregation of new districts) and ANNEXURE - B (2nd and 3rd Quarters i.e. after segregation of new districts). Copy of the sub-allocation is made available in Mid Day Meal Scheme website WWW.mdmmanipur.in.

2. The above releases detailed at ANNEXURE-A and B are made with funds received from MHRD, Gol of Rs.512.70 lakh and Rs.697.81 lakh as Central share and Rs.117.98 lakh as state share sanctioned by GOM for the FY 2019-20 and available unspent balance at the end of FY 2018-19. All these releases are made based on the Quarterly Progress Reports (QPRs) furnished by the districts/Zones and in consideration with the reported unspent balances available at their levels. Further disbursement shall be made either by e-transfer or by cheque but preferably by e-transfer to the concerned schools as per actual number of attendance of children and implemented days during the said period.

3. All concerned should ensure effective implementation of the scheme by way of proper verification on the number of schools, students enrolled in each schools in the current financial year, number of absentees, quantity of food grains lifted, number of available working days, collection of photographs with date.

4. This ad-hoc allocation is made purely on ad-hoc basis and does not ipso facto authorise release of any amount without following the laid down norms/guidelines as also ascertainment of submission of pending UCs & APRs of the funds released earlier.



(Th. Kirankumar)
Director of Education(S), Manipur. 29/2/2020

Memo No. 8/9-34/2019-DE(S)

Imphal, the 29th February, 2020

Copy to:-

1. P.P.S. to Hon'ble Minister [Education], Manipur.
2. Commissioner [Education-S], Govt. of Manipur.
3. All Deputy Commissioners concerned, Govt. of Manipur.
5. The Additional Directors of Education(S) [Hills/Valley], Manipur.
6. The A.O., Directorate of Education(S). He is requested to upload to the official website.
7. The DDO [Hills/Valley], Directorate of Education(S), Manipur.
8. The ZEOs/CEOs/DIs concerned.
9. The DI/Planning, Dte. of Education(S), Manipur.
10. Relevant file.


(R.K. Tenedy Singh)
State Nodal Officer(MDM),
Directorate of Education(S), Manipur.

No.8/9-34/2019-DE(S)
Dated 29 February, 2020

ANNEXURE-A


DETAILS OF SUB-ALLOCATION ON COOKING COST AND HONORARIUM TO COOKS FOR THE 1st QUARTER OF FY 2019-20
(April to June, 2019)

Sl. No.	District/Zone	Number of Children covered as reported by Zone during in 1st Qtr. 2019-20		Number of days serving meal during 1st Qtr. 2019-20	Number of Cooks engaged by Schools during 1st Qtr. 2019-20	Allocated amount on Cooking Cost for 1st Quarter, 2019-20 (in Rs.)				Total Cooking Cost released Col. No. (7+8+9+10)	Honorarium to Cook cum Helper for 1st quarter, 2019-20 (April and May, 2019 i.e. for two months)	Total Amount to be released Col. No. (11 +12)
		Primary	Upper Primary			Primary		Upper Primary				
						Central Share @ Rs. 4.03 per day per child	State Share @ Rs. 0.45 per day per child	Central Share @ Rs. 6.04 per day per child	State Share @ Rs. 0.67 per day per child			
(1)	(2)	(3)	(4)	(5)	(6)	(7)	(8)	(9)	(10)	(11)	(12)	(13)
1	IMPHAL WEST	4124	2530	51	331	8,47,694	94,656	7,79,516	86,470	18,08,336	6,62,000	24,70,336
2	WANGOI	4036	1920	51	268	8,29,588	92,634	5,91,352	65,597	15,79,171	5,36,000	21,15,171
3	IMPHAL EAST	9517	4842	51	601	19,56,029	2,18,415	14,91,530	1,65,451	38,31,425	12,02,000	50,33,425
4	JIRIBAM	4310	1449	51	188	8,85,834	98,915	4,46,350	49,512	14,80,611	3,76,000	18,56,611
5	THOUBAL	8008	3751	51	462	16,45,884	1,83,784	11,55,458	1,28,172	31,13,298	9,24,000	40,37,298
6	KAKCHING	3318	1799	49	199	6,55,205	73,162	5,32,432	59,061	13,19,860	3,98,000	17,17,860
7	BISHNUPUR	7840	3326	51	363	16,11,355	1,79,928	10,24,541	1,13,649	29,29,473	7,26,000	36,55,473
8	UKHRUL	12126	2792	51	785	24,92,257	2,78,292	8,60,048	95,403	37,26,000	15,70,000	52,96,000
9	KAMJONG	12770	1458	51	584	26,24,618	2,93,072	4,49,122	49,820	34,16,632	11,68,000	45,84,632
10	SENAPATI	12867	2426	51	682	26,44,555	2,95,298	7,47,305	82,896	37,70,054	13,64,000	51,34,054
11	KANGPOKPI	7354	1325	51	386	15,11,468	1,68,774	4,08,153	45,275	21,33,670	7,72,000	29,05,670
12	TAMENGLONG	4295	585	51	214	8,82,751	98,570	1,80,203	19,989	11,81,513	4,28,000	16,09,513
13	NONEY	16712	4100	51	829	34,34,817	3,83,540	12,62,964	1,40,097	52,21,418	16,58,000	68,79,418
14	Churachandpur	8982	1007	51	374	18,46,070	2,06,137	3,10,196	34,409	23,96,812	7,48,000	31,44,812
15	PHARZAWL											
16	CHANDEL											
17	TENGNOUNPAL											
	Total	116259	33310		6266	2,38,68,125	26,65,177	1,02,39,170	11,35,801	3,79,08,273	1,25,32,000	5,04,40,273

(Rupees five crore four lakh forty thousand two hundred seventy-three) only


29/2/2020

(R.K. Tenedy Singh)
State Nodal Officer(MDM)
Directorate of Education(S), Manipur


(Th. KiranKumar)
Director of Education (S), Manipur

No.8/9-34/2019-DE(S)

Dated. 29. February, 2020

ANNEXURE-B

**DETAILS OF SUB-ALLOCATION ON COOKING COST AND HONORARIUM TO COOKS FOR THE 2nd and 3rd QUARTER OF FY 2019-20
(July to December, 2019)**

Sl. No.	District/Zone	Number of Children covered as reported by Zone during				Number of days serving meal during		Number of Cooks engaged by Schools during		Allocated amount on Cooking Cost for 2nd and 3rd Quarter, 2019-20 (in Rs.)					Honorarium to Cook cum Helper for 6(six) months (July to Dec. 2019)	Total Amount to be released Col. No. (15+16)
		2nd Qtr, 2019-20		3rd Qtr, 2019-20		2nd Qtr. 2019-20	3rd Qtr. 2019-20	2nd Qtr. 2019-20	3rd Qtr. 2019-20	Primary		Upper Primary		Total Cooking Cost released Col. No. (11+12+13+14)		
		Primary	Upper Primary	Primary	Upper Primary					Central Share @ Rs. 4.03 per day per child	State Share @ Rs. 0.45 per day per child	Central Share @ Rs. 6.04 per day per child	State Share @ Rs. 0.67 per day per child			
(1)	(2)	(3)	(4)	(5)	(6)	(7)	(8)	(9)	(10)	(11)	(12)	(13)	(14)	(15)	(16)	(17)
1	IMPHAL WEST	3883	2533	3666	2313	63	53	331	331	17,69,029	1,97,534	17,04,144	1,89,036	38,59,743	19,86,000	58,45,743
2	WANGOI	4072	1868	4404	2021	63	54	263	263	19,91,968	2,22,428	13,69,866	1,51,955	37,36,217	15,78,000	53,14,217
3	IMPHAL EAST	9446	4806	9301	4732	64	58	601	601	46,10,328	5,14,801	35,15,521	3,89,967	90,30,617	36,06,000	1,26,36,617
4	JIRIBAM	4457	1499	4549	1531	60	54	188	188	20,67,374	2,30,848	10,42,347	1,15,625	34,56,194	11,28,000	45,84,194
5	THOUBAL	8008	3751	8008	3751	62	54	462	462	37,43,580	4,18,017	26,28,100	2,91,528	70,81,225	27,72,000	98,53,225
6	KAKCHING	3318	1799	3382	1882	61	54	199	199	15,54,278	1,73,555	12,79,701	1,41,954	31,49,488	11,94,000	43,43,488
7	BISHNUPUR	7827	3348	7409	3157	60	53	398	391	34,74,856	3,88,012	22,23,874	2,46,688	63,33,430	23,67,000	87,00,430
8	UKHRUL															
9	KAMJONG	13653	3113	12803	2922	64	56	785	785	64,10,763	7,15,842	21,91,698	2,43,118	95,61,421	47,10,000	1,42,71,421
10	SENAPATI	13660	1246	13660	1246	64	58	594	594	66,64,450	7,44,169	9,13,079	1,01,286	84,22,984	35,64,000	1,19,86,984
11	KANGPOKPI	12163	2426	12665	2423	64	58	682	682	60,97,398	6,80,851	17,86,270	1,98,146	87,62,665	40,92,000	1,28,54,665
12	TAMENGLONG	7149	1288	7374	1329	63	49	386	386	32,71,204	3,65,271	8,83,441	97,997	46,17,913	23,16,000	69,33,913
13	NONEY	3717	549	4004	544	63	58	214	214	18,79,604	2,09,881	3,99,479	44,313	25,33,277	12,84,000	38,17,277
14	Churachandpur	12457	3024	12457	3024	64	54	636	636	59,23,801	6,61,467	21,55,265	2,39,077	89,79,610	38,16,000	1,27,95,610
15	PHARZAWL	2996	473	3238	488	64	53	171	171	14,64,417	1,63,521	3,39,207	37,627	20,04,772	10,26,000	30,30,772
16	CHANDEL	5267	529	5267	529	64	56	243	243	25,47,122	2,84,418	3,83,419	42,532	32,57,491	14,58,000	47,15,491
17	TENGNUPAL	2440	276	2760	392	64	55	132	131	12,41,079	1,38,582	2,36,913	26,280	16,42,854	7,89,000	24,31,854
	Total	114513	32528	114947	32284			6285	6277	5,47,11,251	61,09,197	2,30,52,324	25,57,129	8,64,29,901	3,76,86,000	12,41,15,901

(Rupees twelve crore forty-one lakh fifteen thousand nine hundred and one) only

(R.K. Tenedy Singh)

State Nodal Officer(MDM)
Directorate of Education(S), Manipur(Th. KiranKumar)
Director of Education (S), Manipur